

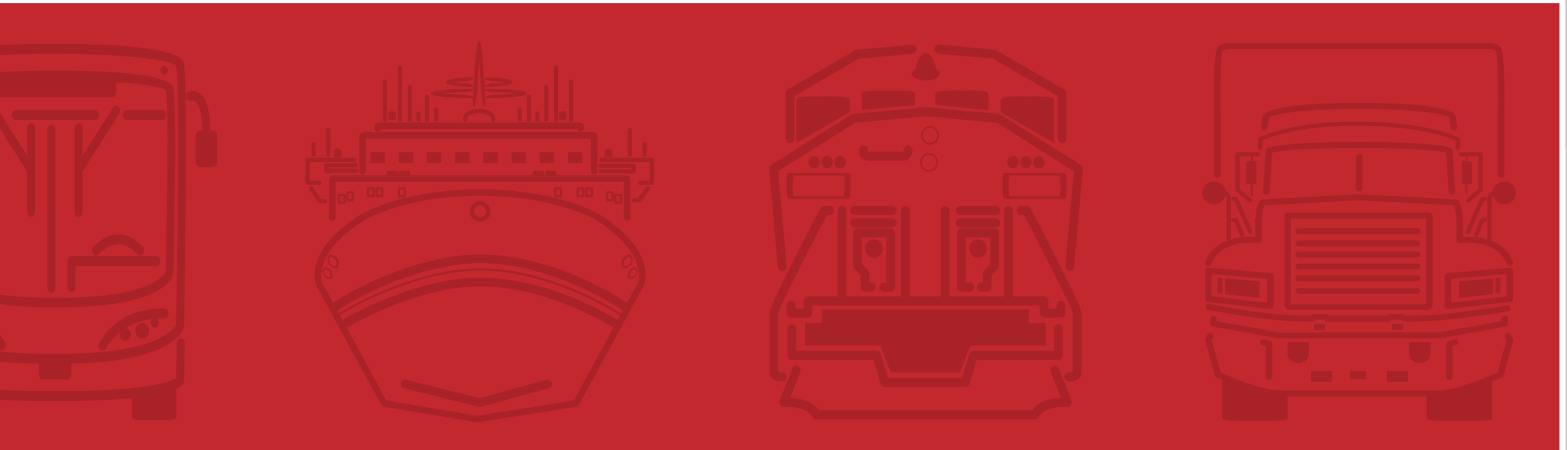


# OKALOOSA COUNTY FREIGHT & LOGISTICS OVERVIEW

FLORIDA DEPARTMENT OF TRANSPORTATION



**FDOT MISSION:**

THE DEPARTMENT WILL PROVIDE A SAFE TRANSPORTATION SYSTEM THAT ENSURES THE MOBILITY OF PEOPLE AND GOODS, ENHANCES ECONOMIC PROSPERITY AND PRESERVES THE QUALITY OF OUR ENVIRONMENT AND COMMUNITIES.



January 2013

# Okaloosa County

## FREIGHT & LOGISTICS OVERVIEW



COUNTY SEAT	LARGEST CITY	AREA	POPULATION	POPULATION GROWTH RATE
Crestview, FL	Ft. Walton Beach, FL	1082 square miles	180,822	6.1% (2000-2010)

Primary Economic Development Contact: <http://www.florida-edc.org>

- Ft. Walton beaches biggest employers are the U.S. military, the hospitality industry, and defense contractors.
- Destin is ranked in the Forbes Top 10 Most Recession Proof Cities for Real Estate.
- Florida's Emerald Coast offers 24 miles of white-sand beaches stretching along the Gulf of Mexico. This sand, made up of pure Appalachian quartz, remains remarkably cool even in the heat of summer, and gives the waters here their trademark emerald-green color by reflecting sunlight back up through the surf.



### Top 5 Growing Industries

INDUSTRY	NET JOB CREATION
1. Retail Trade	844
2. Professional, Scientific, and Technical Services	344
3. Other Services (except Public Administration)	287
4. Healthcare and Social Assistance	223
5. Information	142

Source: Florida Department of Economic Opportunity, Labor Market Statistics Center, LEHD State of Florida County Reports-Quarterly Workforce Indicators 2010-2011



### Largest Industry Sectors by Employment

INDUSTRY SECTORS	% OF WORKFORCE
1. Trade, Transportation, and Utilities	18.9%
2. Leisure and Hospitality	16.1%
3. Professional and Business Services	13.9%

Source: Enterprise Florida



### Major Private Sector Employers

EMPLOYER	BUSINESS LINE	NUMBER OF EMPLOYEES
1. Fort Walton Beach Medical Center	Full Service Hospital	1,305
2. L-3Communications/ Crestview Aerospace	Aircraft Manufacturing, Maintenance, and Modification	930
3. DRS Training & Control Systems	Defense Electronics	875
4. ResortQuest	Property Management & Real Estate	750
5. Jacobs TEAS	Engineering Services	700

Source: Enterprise Florida

## Key Transportation and Freight Facilities

STRATEGIC INTERMODAL SYSTEM (SIS) HIGHWAYS		I-10, SR 85, SR 123
SIS RAILROADS		CSX
SIS AIRPORTS		Northwest Florida Regional Airport
SEAPORTS		Port of Pensacola
NON SIS STATE HIGHWAYS		US 90, US 98
GENERAL AVIATION AIRPORTS		Bob Sikes Airport, Destin Airport



## Top Imports

INBOUND FREIGHT	TRUCK TONNAGE
1. Nonmetallic Minerals	823,231
2. Bulk Movement in Boxcars	540,147
3. Petroleum or Coal Products	507,570
4. Food or Kindred Products	415,504
5. Clay, Concrete, Glass or Stone	250,158

Source: IHS Global Inc.'s Transearch, 2011

## Top Exports

OUTBOUND FREIGHT	TRUCK TONNAGE
1. Bulk Movement in Boxcars	865,287
2. Clay, Concrete, Glass or Stone	92,996
3. Electrical Equipment	46,378
4. Waste or Scrap Materials	25,742
5. Printed Matter	18,602

Source: IHS Global Inc.'s Transearch, 2011



**EXPORTS**

Okaloosa County



**IMPORTS**

## Top Trading Partners

IMPORTS	TRUCK TONNAGE
Walton County, FL	781,968
Miami-Dade County, FL	171,329
Jackson County, MS	155,036
Bay County, FL	117,187
Mobile County, AL	98,881

Source: IHS Global Inc.'s Transearch, 2011

## Top Trading Partners

EXPORTS	TRUCK TONNAGE
Miami-Dade County, FL	106,692
Broward County, FL	89,642
Escambia County, FL	86,943
Palm Beach County, FL	82,037
Hillsborough County, FL	69,579

Source: IHS Global Inc.'s Transearch, 2011



**LEGEND**

- Strategic Intermodal System (SIS) Highways
  - +—+— Rail Lines
  - Other State Highways
  - ✈ SIS Airports
  - Military Installations
  - 🚚 Freight Distribution Centers
  - ✈ Airports - General Aviation
- Crestview** Largest Employers by Number of Employees

# Okaloosa County

## FREIGHT INFRASTRUCTURE

# Florida

## FREIGHT & LOGISTICS OVERVIEW

POPULATION	U.S. POPULATION RANK	AREA	U.S. AREA RANK	POPULATION GROWTH RATE
18.8 million	4th	53,625 sq. mi.	22nd	17.6% (2000-2010)

Chamber of Commerce website: <http://www.flchamber.org>

### Top Employment Sectors

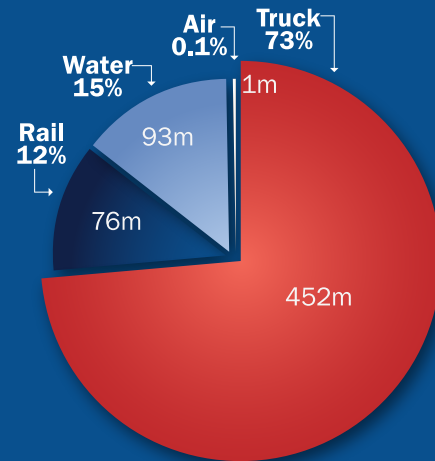
(Nonagricultural Business Groups by Industry)

1. Trade, Transportation, and Utilities
2. Education and Health Services
3. Government Services
4. Professional and Business Services
5. Healthcare and Social Assistance
6. Leisure and Hospitality

Source: Department of Economic Opportunity-Current Employment Statistics (2012)

### DOMESTIC AND INTERNATIONAL MODAL MIX

(millions of tons)



Source: Trade & Logistics Study, Florida Chamber 2009

### Top Business Sector Initiatives for Retention and Promotion

1. Clean Energy
2. Information Technology
3. Life Sciences
4. Aviation/ Aerospace
5. Homeland Security/ Defense
6. Financial/ Professional Services

Source: Florida Chamber of Commerce

### TOTAL FREIGHT FLOWS



Source: Trade & Logistics Study, Florida Chamber 2009

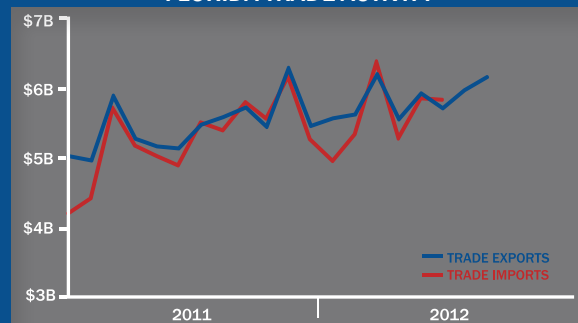
### Top International Trade Partners

The state of Florida is a major international hub accounting for approximately \$149 billion in international trade activity in 2011.

EXPORTS		IMPORTS	
1. Switzerland		1. China	
2. Brazil		2. Mexico	
3. Venezuela		3. Japan	
4. Canada		4. Canada	
5. Colombia		5. Colombia	

Source: Trade & Logistics Study, Florida Chamber 2009

### FLORIDA TRADE ACTIVITY



Florida infrastructure moves 762 million tons of freight traffic annually.

The state highway system sees 195,755 million annual vehicle miles of travel.

Truck travel accounted for approximately 11% of vehicle miles traveled on the SIS in 2010.

Florida has over 2,700 miles of rail lines, which move over 98 million tons of freight annually.

Florida has 784 aviation facilities, 129 public use, and 19 have commercial service.

The state boasts 2 spaceports and 5 active launch facilities.

Florida's 15 deepwater seaports moved 106.4 million tons of cargo and handled 2.8 million TEU's (20 foot equivalent container unit) in 2010.

Seven of the 15 seaports in Florida carried 12.7 million passengers, 12.1 million of which sailed on multi-day cruises in 2010.

100% of SIS waterborne freight in Florida is on a coastal or international shipping route.

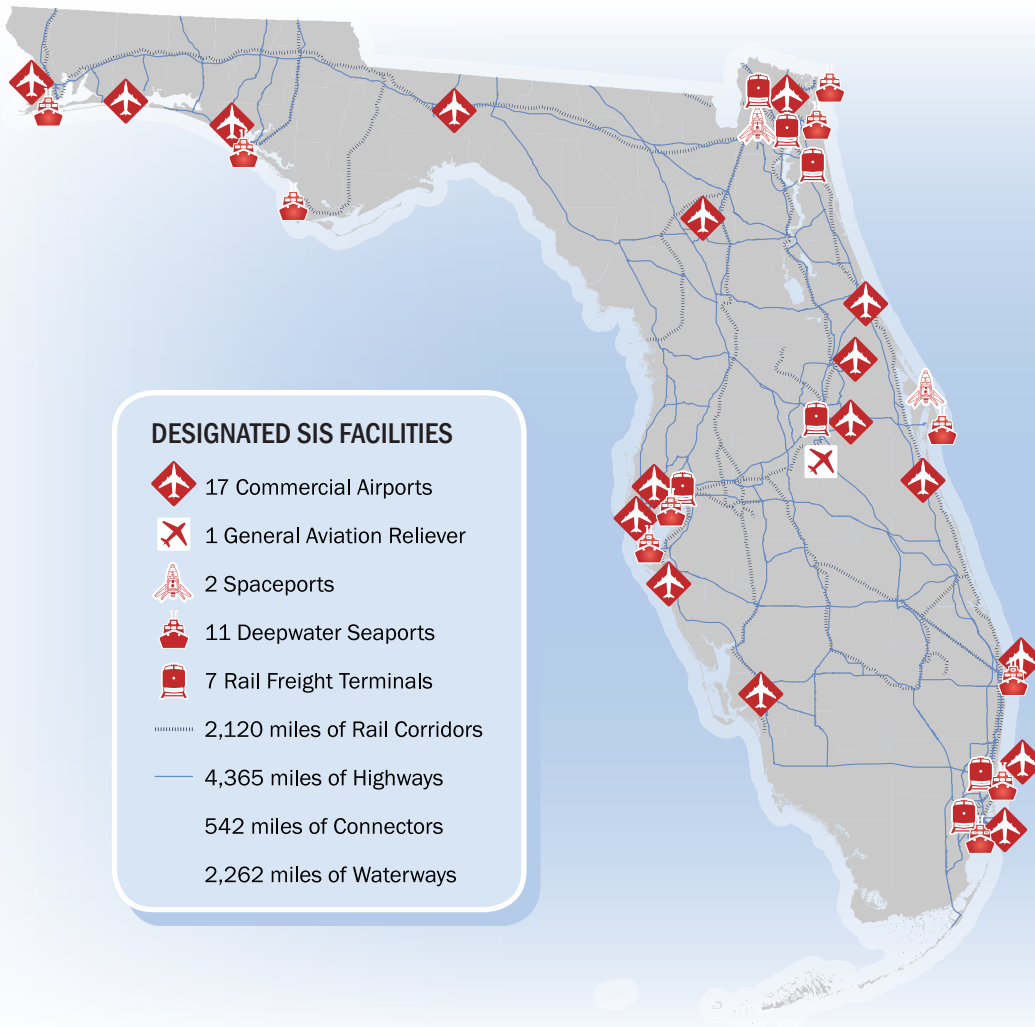
16 Fortune 500 companies have their headquarters in Florida.

## Florida's Strategic Intermodal System (SIS)

- **Strategic** – Consists of statewide and regionally significant facilities and services
- **Intermodal** – Contains all forms of transportation for moving both people and goods, including linkages for smooth and efficient transfers between modes and major facilities
- **System** – Integrates individual facilities, services, forms of transportation (modes) and linkages into a single, integrated transportation network

### The SIS was established to:

- Efficiently serve the mobility needs of Florida's citizens, businesses and visitors
- Help Florida become a worldwide economic leader, enhance economic prosperity and competitiveness, enrich quality of life and reflect responsible environmental stewardship





136 S. Bronough Street  
Tallahassee, Florida 32301



800 N. Magnolia Avenue, Suite 1100  
Orlando, Florida 32803  
(407) 956-5600



1580 Waldo Palmer Lane, Suite 1  
Tallahassee, Florida 32308  
(850) 921-1119



A message from Governor  
Scott on the future of  
Florida's Freight and Trade


### FDOT CONTACTS

**Ananth Prasad, P.E.**  
Secretary of Transportation  
Phone (850) 414-5205  
Ananth.Prasad@dot.state.fl.us

**Juan Flores**  
Administrator, Freight Logistics &  
Passenger Operations  
Phone (850) 414-5245  
Juan.Flores@dot.state.fl.us

**Richard Biter**  
Assistant Secretary for Intermodal  
Systems Development  
Phone (850) 414-5235  
Richard.Biter@dot.state.fl.us

**Tommy Barfield**  
District 3, Secretary  
Phone (850) 415-9200  
Tommy.Barfield@dot.state.fl.us



### Federal Legislative Contacts

**United States Senate**  
Bill Nelson  
Phone (202) 224-5274

**United States Senate**  
Marco Rubio  
Phone (202) 224-3071

**US House of Representatives**  
District 1, Jeff Miller  
Phone (202) 225-4136

### State Legislative Contacts:

**Florida Senate**  
District 1, Greg Evers  
Phone (850) 487-5001

**Florida Senate**  
District 2, Don Gaetz  
Phone (850) 487-5002

**Florida House of Representatives**  
District 3, Doug Broxson  
Phone (850) 717-5003

**Florida House of Representatives**  
District 4, Matt Gaetz  
Phone (850) 717-5004



In recognition of the significant role that freight mobility plays as an economic driver for the state, an Office of Freight, Logistics and Passenger Operations has been created at FDOT. This office has been tasked with meeting the requirements of legislation in Florida House Bill 599, as well as meeting national freight guidance offered in H.R. 4348, the Moving Ahead for Progress in the 21st Century Act (MAP-21).

HB599 requires FDOT to lead the development of a plan to "enhance the integration and connectivity of the transportation system across and between transportation modes throughout the state." For this reason, Florida is already on schedule to meet MAP-21 guidelines and has become a leader in freight issues through its ongoing work in developing a Freight Mobility and Trade Plan. For more information, please see [www.freightmovesflorida.com](http://www.freightmovesflorida.com).