



136 S. Bronough Street
Tallahassee, Florida 32301



800 N. Magnolia Avenue, Suite 1100
Orlando, Florida 32803
(407) 956-5600



1580 Waldo Palmer Lane, Suite 1
Tallahassee, Florida 32308
(850) 921-1119



A message from Governor
Scott on the future of
Florida's Freight and Trade

VOLUSIA COUNTY FREIGHT & LOGISTICS OVERVIEW

FLORIDA DEPARTMENT OF TRANSPORTATION


FDOT CONTACTS

Ananth Prasad, P.E.
Secretary of Transportation
Phone (850) 414-5205
Ananth.Prasad@dot.state.fl.us

Juan Flores
Administrator, Freight Logistics &
Passenger Operations
Phone (850) 414-5245
Juan.Flores@dot.state.fl.us

Richard Biter
Assistant Secretary for Intermodal
Systems Development
Phone (850) 414-5235
Richard.Biter@dot.state.fl.us

Noranne Downs, P.E.
District 5, Secretary
Phone (386) 943-5474
Noranne.Downs@dot.state.fl.us



Federal Legislative Contacts

United States Senate
Bill Nelson
Phone (202) 24-5274

United States Senate
Marco Rubio
Phone (202) 224-3071

US House of Representatives
District 6, Ron DeSantis
Phone (202) 225-2706

US House of Representatives
District 7, John Mica
Phone (202) 225-4035

State Legislative Contacts:

Florida Senate
District 6, John Thrasher
Phone (850) 487-5006


Florida Senate
District 8, Dorothy L. Hukill
Phone (850) 487-5008

Florida House of Representatives
District 24, Travis Hutson
Phone (850) 717-5024

Florida House of Representatives
District 25, Charles David Hood
Phone (850) 717-5025

Florida House of Representatives
District 26, Dwayne Taylor
Phone (850) 717-5026

Florida House of Representatives
District 27, David Santiago
Phone (850) 717-5026



FDOT MISSION:
THE DEPARTMENT WILL PROVIDE A SAFE TRANSPORTATION SYSTEM THAT ENSURES THE MOBILITY OF PEOPLE AND GOODS, ENHANCES ECONOMIC PROSPERITY AND PRESERVES THE QUALITY OF OUR ENVIRONMENT AND COMMUNITIES.



In recognition of the significant role that freight mobility plays as an economic driver for the state, an Office of Freight, Logistics and Passenger Operations has been created at FDOT. This office has been tasked with meeting the requirements of legislation in Florida House Bill 599, as well as meeting national freight guidance offered in H.R. 4348, the Moving Ahead for Progress in the 21st Century Act (MAP-21).

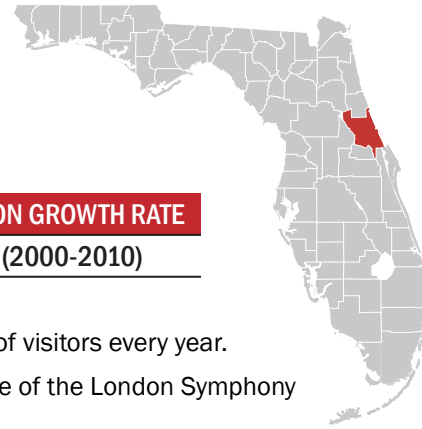
HB599 requires FDOT to lead the development of a plan to "enhance the integration and connectivity of the transportation system across and between transportation modes throughout the state." For this reason, Florida is already on schedule to meet MAP-21 guidelines and has become a leader in freight issues through its ongoing work in developing a Freight Mobility and Trade Plan. For more information, please see www.freightmovesflorida.com.



January 2013

Volusia County

FREIGHT & LOGISTICS OVERVIEW



COUNTY SEAT	LARGEST CITY	AREA	POPULATION	POPULATION GROWTH RATE
DeLand, FL	Deltona, FL	1433 square miles	494,493	11.6% (2000-2010)

Primary Economic Development Contact: <http://www.floridabusiness.org/>

- “The Birthplace of Speed”, Daytona International Speedway attracts hundreds of thousands of visitors every year.
- Volusia County is the headquarters of Ladies Professional Golf Association, the summer home of the London Symphony Orchestra, and a winter refuge for the Florida manatee.
- Volusia County boasts approximately 240,000 acres of conservation lands, 172 linear miles of waterways, and 35 miles of beaches.



Top 5 Growing Industries

INDUSTRY	NET JOB CREATION
1. Retail Trade	1,096
2. Professional, Scientific, and Technical Services	590
3. Educational Services	474
4. Accommodation and Food Services	429
5. Manufacturing	316

Source: Florida Department of Economic Opportunity, Labor Market Statistics Center, LEHD State of Florida County Reports-Quarterly Workforce Indicators 2010-2011



Largest Industry Sectors by Employment

INDUSTRY SECTORS	% OF WORKFORCE
1. Education and Health Services	20.7%
2. Trade, Transportation, and Utilities	20.4%
3. Leisure and Hospitality	14.2%

Source: Enterprise Florida



Major Private Sector Employers

EMPLOYER	BUSINESS LINE	NUMBER OF EMPLOYEES
1. Florida Hospital-All Divisions	Healthcare	3,007
2. Halifax Health	Healthcare	2,214
3. Wal-Mart	Retail	1,547
4. Publix	Grocery	743
5. Embry-Riddle Aeronautical University	Education	733

Source: Enterprise Florida

Florida infrastructure moves 762 million tons of freight traffic annually.

The state highway system sees 195,755 million annual vehicle miles of travel.

Truck travel accounted for approximately 11% of vehicle miles traveled on the SIS in 2010.

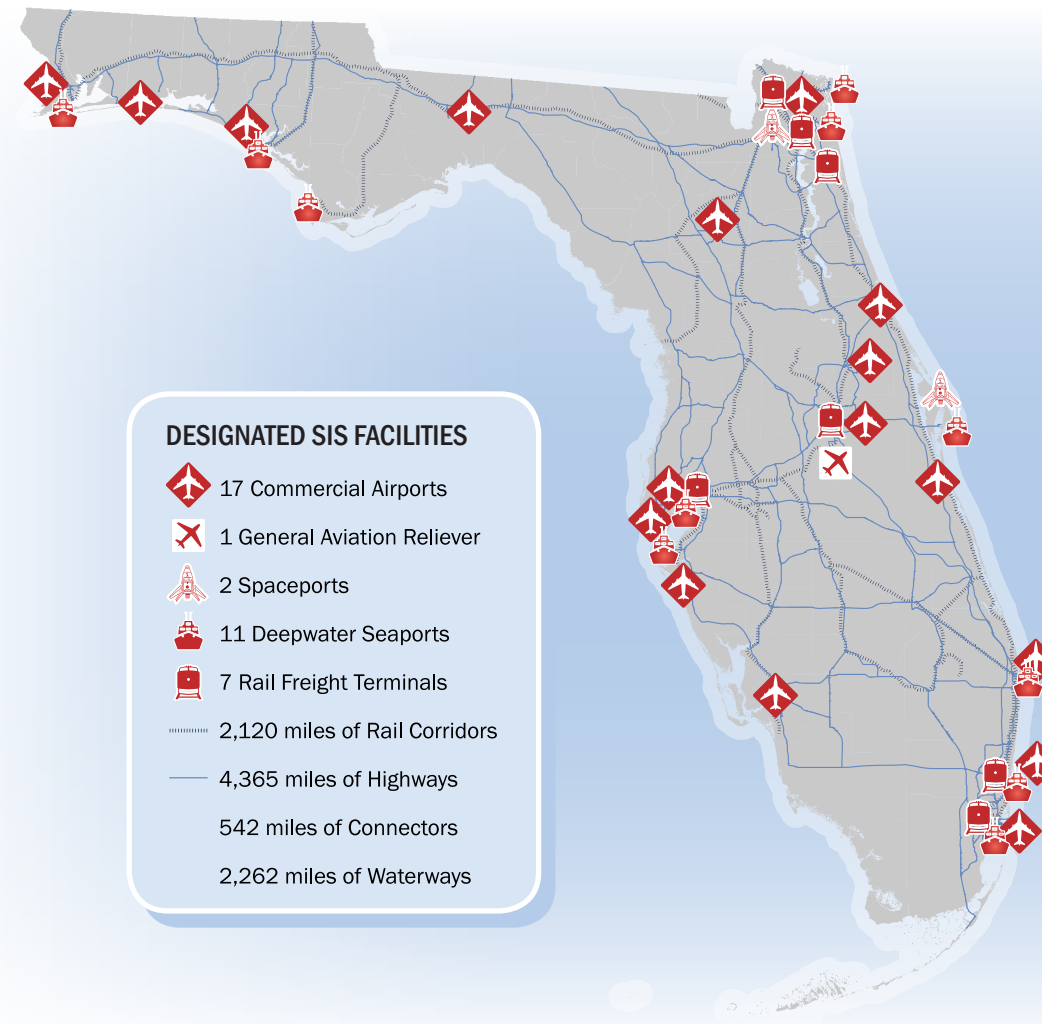
Florida has over 2,700 miles of rail lines, which move over 98 million tons of freight annually.

Florida's Strategic Intermodal System (SIS)

- **Strategic** – Consists of statewide and regionally significant facilities and services
- **Intermodal** – Contains all forms of transportation for moving both people and goods, including linkages for smooth and efficient transfers between modes and major facilities
- **System** – Integrates individual facilities, services, forms of transportation (modes) and linkages into a single, integrated transportation network

The SIS was established to:

- Efficiently serve the mobility needs of Florida's citizens, businesses and visitors
- Help Florida become a worldwide economic leader, enhance economic prosperity and competitiveness, enrich quality of life and reflect responsible environmental stewardship



Florida has 784 aviation facilities, 129 public use, and 19 have commercial service.

The state boasts 2 spaceports and 5 active launch facilities.

Florida's 15 deepwater seaports moved 106.4 million tons of cargo and handled 2.8 million TEU's (20 foot equivalent container unit) in 2010.

Seven of the 15 seaports in Florida carried 12.7 million passengers, 12.1 million of which sailed on multi-day cruises in 2010.

100% of SIS waterborne freight in Florida is on a coastal or international shipping route.

16 Fortune 500 companies have their headquarters in Florida.

Florida

FREIGHT & LOGISTICS OVERVIEW

POPULATION	POPULATION RANK	AREA	AREA RANK	POPULATION GROWTH RATE
18.8 million	4th	53,625 sq. mi.	22nd	17.6% (2000-2010)

Chamber of Commerce website: <http://www.flchamber.org>

Top Employment Sectors

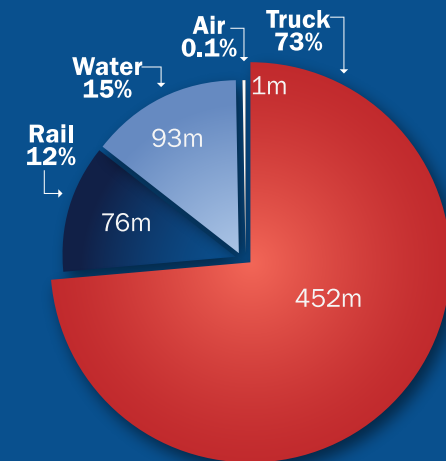
(Nonagricultural Business Groups by Industry)

1. Trade, Transportation, and Utilities
2. Education and Health Services
3. Government Services
4. Professional and Business Services
5. Healthcare and Social Assistance
6. Leisure and Hospitality

Source: Department of Economic Opportunity-Current Employment Statistics (2012)

DOMESTIC AND INTERNATIONAL MODAL MIX

(millions of tons)



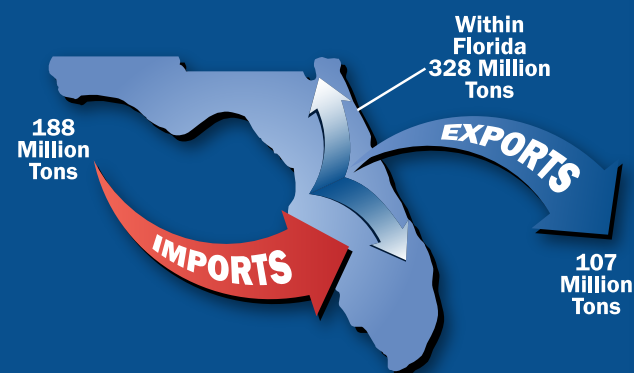
Source: Trade & Logistics Study, Florida Chamber 2009

Top Business Sector Initiatives for Retention and Promotion

1. Clean Energy
2. Information Technology
3. Life Sciences
4. Aviation/ Aerospace
5. Homeland Security/ Defense
6. Financial/ Professional Services

Source: Florida Chamber of Commerce

TOTAL FREIGHT FLOWS



Source: Trade & Logistics Study, Florida Chamber 2009

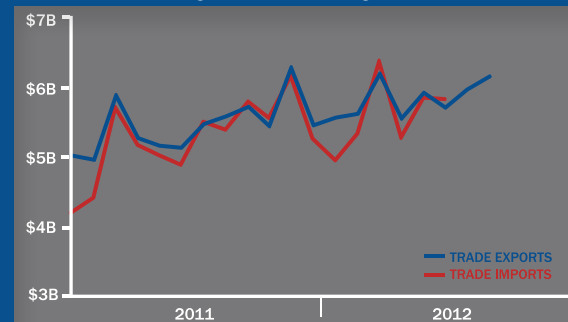
Top International Trade Partners

The state of Florida is a major international hub accounting for approximately \$149 billion in international trade activity in 2011.

EXPORTS		IMPORTS	
1. Switzerland		1. China	
2. Brazil		2. Mexico	
3. Venezuela		3. Japan	
4. Canada		4. Canada	
5. Colombia		5. Colombia	

Source: Trade & Logistics Study, Florida Chamber 2009

FLORIDA TRADE ACTIVITY



Key Transportation and Freight Facilities

STRATEGIC INTERMODAL SYSTEM (SIS) HIGHWAYS		I-95, I-4, US 17, SR 40
SIS RAILROADS		CSX, FEC, FDOT/SunRail
SIS AIRPORTS		Daytona Beach International Airport
SEAPORTS		Canaveral Port Authority
NON SIS STATE HIGHWAYS		US 1, US 92, SR A1A, SR 415, SR 442
GENERAL AVIATION AIRPORTS		Ormond Beach, New Smyrna Beach, Massey Ranch, Pierson, Bob Lee, DeLand Airport



Top Imports


INBOUND FREIGHT	TRUCK TONNAGE
1. Nonmetallic Minerals	1,292,946
2. Bulk Movement in Boxcars	1,132,376
3. Petroleum or Coal Products	656,936
4. Clay, Concrete, Glass or Stone	625,003
5. Food or Kindred Products	589,295

Source: IHS Global Inc.'s Transearch, 2011

Top Exports

OUTBOUND FREIGHT	TRUCK TONNAGE
1. Nonmetallic Minerals	3,468,868
2. Petroleum or Coal Products	3,106,637
3. Food or Kindred Products	2,960,688
4. Waste or Scrap Materials	183,781
5. Chemicals or Allied Products	123,418

Source: IHS Global Inc.'s Transearch, 2011



Top Trading Partners

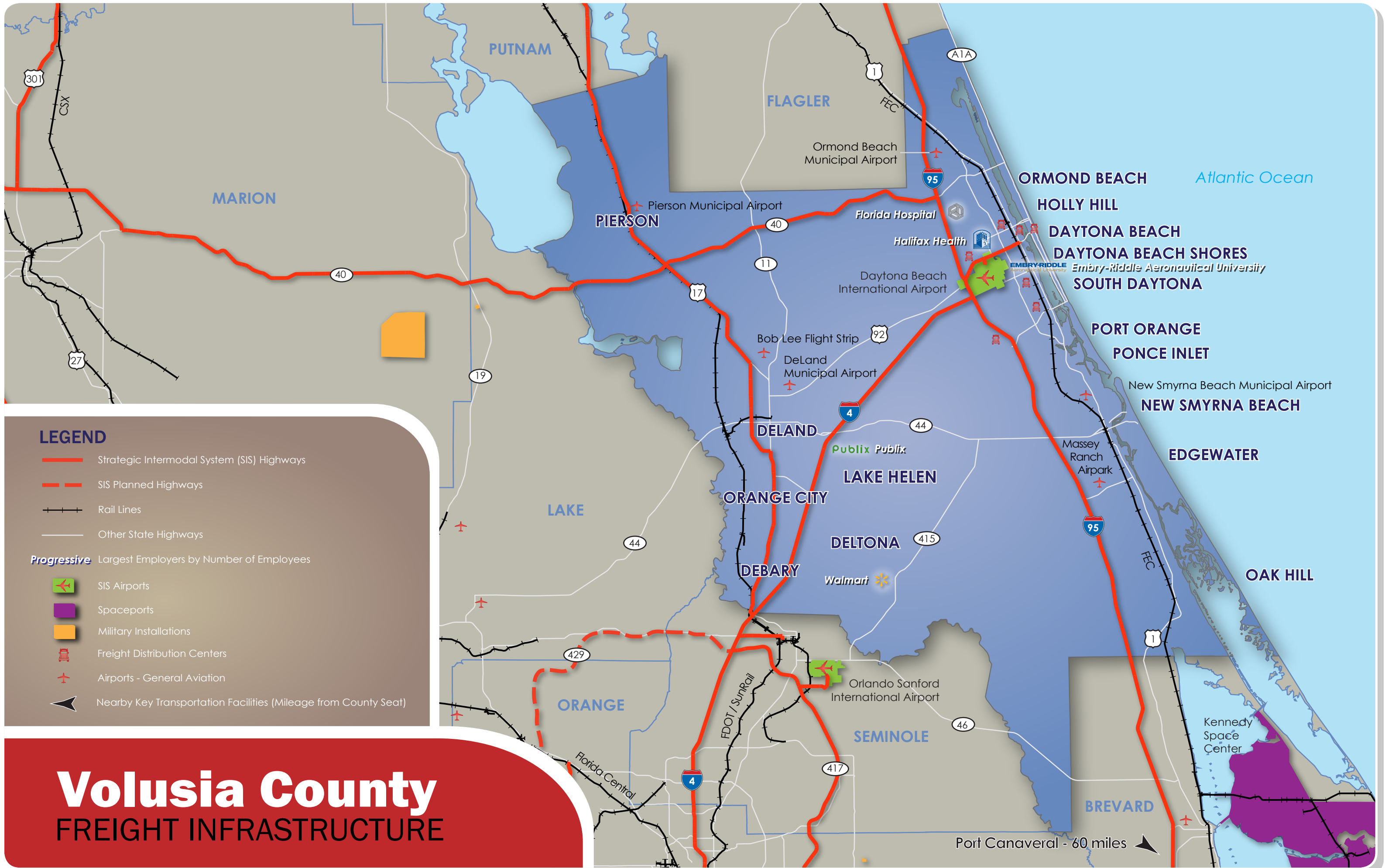
IMPORTS	TRUCK TONNAGE
Lake County, FL	860,857
Duval County, FL	807,202
Orange County, FL	478,599
Miami-Dade County, FL	440,361
Polk County, FL	227,185

Source: IHS Global Inc.'s Transearch, 2011

Top Trading Partners

EXPORTS	TRUCK TONNAGE
Duval County, FL	326,142
Orange County, FL	306,666
Broward County, FL	211,019
Miami-Dade County, FL	192,511
Palm Beach County, FL	147,554

Source: IHS Global Inc.'s Transearch, 2011



LEGEND

- Strategic Intermodal System (SIS) Highways
- - - SIS Planned Highways
- Rail Lines
- Other State Highways

Progressive Largest Employers by Number of Employees

- ✈ SIS Airports
- Spaceports
- Military Installations
- 🚚 Freight Distribution Centers
- ✈ Airports - General Aviation
- Nearby Key Transportation Facilities (Mileage from County Seat)

Volusia County

FREIGHT INFRASTRUCTURE

Port Canaveral - 60 miles ➤