



136 S. Bronough Street  
Tallahassee, Florida 32301



800 N. Magnolia Avenue, Suite 1100  
Orlando, Florida 32803  
(407) 956-5600



1580 Waldo Palmer Lane, Suite 1  
Tallahassee, Florida 32308  
(850) 921-1119



A message from Governor  
Scott on the future of  
Florida's Freight and Trade

# INDIAN RIVER COUNTY FREIGHT & LOGISTICS OVERVIEW

## FLORIDA DEPARTMENT OF TRANSPORTATION


### FDOT CONTACTS

**Ananth Prasad, P.E.**  
Secretary of Transportation  
Phone (850) 414-5205  
Ananth.Prasad@dot.state.fl.us

**Juan Flores**  
Administrator, Freight Logistics &  
Passenger Operations  
Phone (850) 414-5245  
Juan.Flores@dot.state.fl.us

**Richard Biter**  
Assistant Secretary for Intermodal  
Systems Development  
Phone (850) 414-5235  
Richard.Biter@dot.state.fl.us

**James Wolfe**  
District 4, Secretary  
Phone (954) 777-4110  
James.Wolfe@dot.state.fl.us



### Federal Legislative Contacts

**United States Senate**  
Bill Nelson  
Phone (202) 224-5274

**United States Senate**  
Marco Rubio  
Phone (202) 224-3071

**US House of Representatives**  
District 8, Bill Posey  
Phone (202) 225-3671


**US House of Representatives**  
District 26, Joe Garcia  
Phone (202) 225-2778

### State Legislative Contacts:

**Florida Senate**  
District 16, Thad Altman  
Phone (850) 487-5016

**Florida Senate**  
District 32, Joe Negron  
Phone (850) 487-5032

**Florida House of Representatives**  
District 54, Debbie Mayfield  
Phone (850) 487-5054



### FDOT MISSION:

THE DEPARTMENT WILL PROVIDE A SAFE TRANSPORTATION SYSTEM THAT ENSURES THE MOBILITY OF PEOPLE AND GOODS, ENHANCES ECONOMIC PROSPERITY AND PRESERVES THE QUALITY OF OUR ENVIRONMENT AND COMMUNITIES.



In recognition of the significant role that freight mobility plays as an economic driver for the state, an Office of Freight, Logistics and Passenger Operations has been created at FDOT. This office has been tasked with meeting the requirements of legislation in Florida House Bill 599, as well as meeting national freight guidance offered in H.R. 4348, the Moving Ahead for Progress in the 21st Century Act (MAP-21).

HB599 requires FDOT to lead the development of a plan to "enhance the integration and connectivity of the transportation system across and between transportation modes throughout the state." For this reason, Florida is already on schedule to meet MAP-21 guidelines and has become a leader in freight issues through its ongoing work in developing a Freight Mobility and Trade Plan. For more information, please see [www.freightmovesflorida.com](http://www.freightmovesflorida.com).

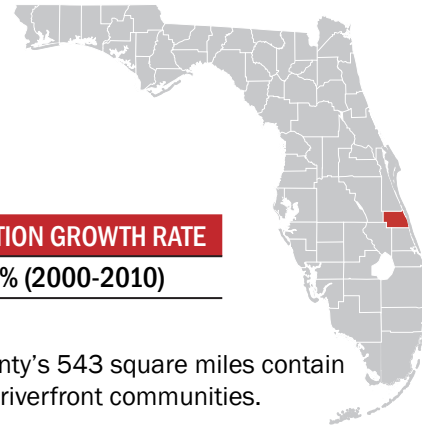


January 2013



# Indian River County

## FREIGHT & LOGISTICS OVERVIEW



COUNTY SEAT	LARGEST CITY	AREA	POPULATION	POPULATION GROWTH RATE
Vero Beach FL	Sebastian, FL	617 square miles	138,028	22.2% (2000-2010)

Primary Economic Development Contact: <http://www.indianriverchamber.com>

- Located 70 miles south of the Kennedy Space Center and 135 miles north of Miami, the county's 543 square miles contain white sandy beaches, groves of Indian River oranges and grapefruit, oceanfront estates, and riverfront communities.
- 26 miles of beaches, Sebastian Inlet, the Indian River Lagoon, miles of woodlands and fields all provide an array of recreational and eco friendly opportunities.
- Sebastian Inlet State Park is the premier saltwater fishing spot on Florida's east coast; favored by anglers for catching snook, redfish, bluefish, and Spanish mackerel. Surfing is also a popular recreation and several major competitions are held here every year.



### Top 5 Growing Industries

INDUSTRY	NET JOB CREATION
1. Retail Trade	730
2. Agriculture, Forestry, Fishing and Hunting	606
3. Accommodation and Food Services	404
4. Manufacturing	343
5. Arts, Entertainment, and Recreation	207

Source: Florida Department of Economic Opportunity, Labor Market Statistics Center, LEHD State of Florida County Reports-Quarterly Workforce Indicators 2010-2011



### Largest Industry Sectors by Employment

INDUSTRY SECTORS	% OF WORKFORCE
1. Trade, Transportation, and Utilities	20.2%
2. Education and Health Services	18.7%
3. Leisure and Hospitality	14.2%

Source: Enterprise Florida



### Major Private Sector Employers

EMPLOYER	BUSINESS LINE	NUMBER OF EMPLOYEES
1. Indian River Medical Center	Healthcare	1,800
2. Publix Supermarkets	Food/Beverages	261
3. Piper Aircraft, Inc.	Manufacturer	250
4. Sebastian River Medical Center	Healthcare	140
5. John's Island	Residential/Resort	128

Source: Enterprise Florida

Florida infrastructure moves 762 million tons of freight traffic annually.

The state highway system sees 195,755 million annual vehicle miles of travel.

Truck travel accounted for approximately 11% of vehicle miles traveled on the SIS in 2010.

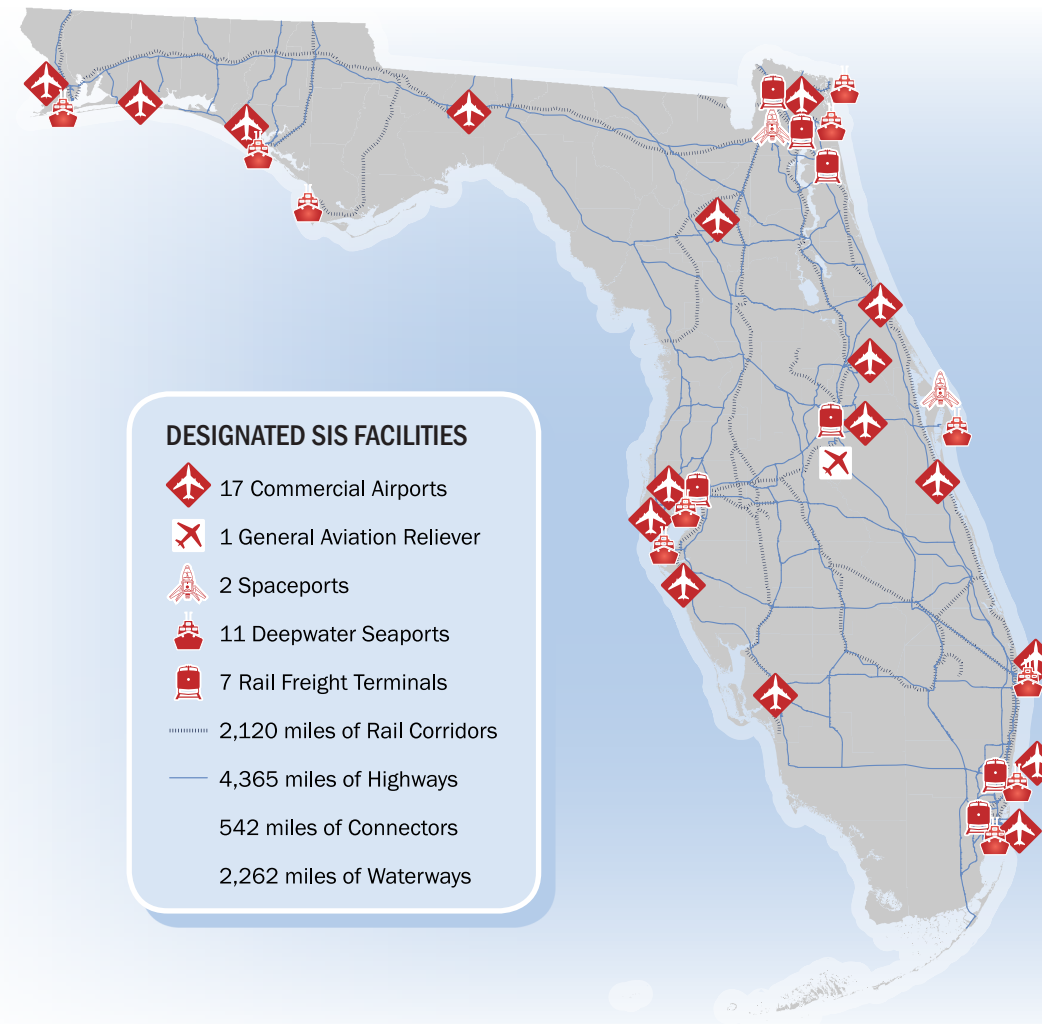
Florida has over 2,700 miles of rail lines, which move over 98 million tons of freight annually.

### Florida's Strategic Intermodal System (SIS)

- **Strategic** – Consists of statewide and regionally significant facilities and services
- **Intermodal** – Contains all forms of transportation for moving both people and goods, including linkages for smooth and efficient transfers between modes and major facilities
- **System** – Integrates individual facilities, services, forms of transportation (modes) and linkages into a single, integrated transportation network

The SIS was established to:

- Efficiently serve the mobility needs of Florida's citizens, businesses and visitors
- Help Florida become a worldwide economic leader, enhance economic prosperity and competitiveness, enrich quality of life and reflect responsible environmental stewardship



Florida has 784 aviation facilities, 129 public use, and 19 have commercial service.

The state boasts 2 spaceports and 5 active launch facilities.

Florida's 15 deepwater seaports moved 106.4 million tons of cargo and handled 2.8 million TEU's (20 foot equivalent container unit) in 2010.

Seven of the 15 seaports in Florida carried 12.7 million passengers, 12.1 million of which sailed on multi-day cruises in 2010.

100% of SIS waterborne freight in Florida is on a coastal or international shipping route.

16 Fortune 500 companies have their headquarters in Florida.



# Florida

## FREIGHT & LOGISTICS OVERVIEW

POPULATION	POPULATION RANK	AREA	AREA RANK	POPULATION GROWTH RATE
18.8 million	4th	53,625 sq. mi.	22nd	17.6% (2000-2010)

Chamber of Commerce website: <http://www.flchamber.org>

### Top Employment Sectors

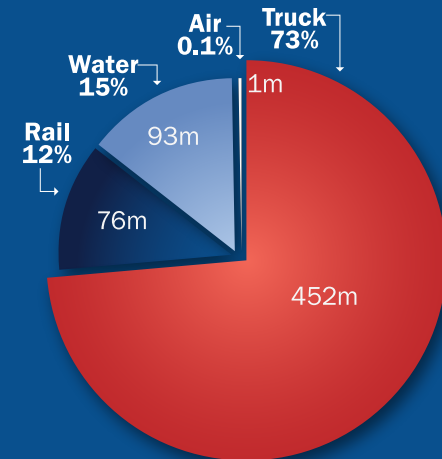
(Nonagricultural Business Groups by Industry)

1. Trade, Transportation, and Utilities
2. Education and Health Services
3. Government Services
4. Professional and Business Services
5. Healthcare and Social Assistance
6. Leisure and Hospitality

Source: Department of Economic Opportunity-Current Employment Statistics (2012)

### DOMESTIC AND INTERNATIONAL MODAL MIX

(millions of tons)



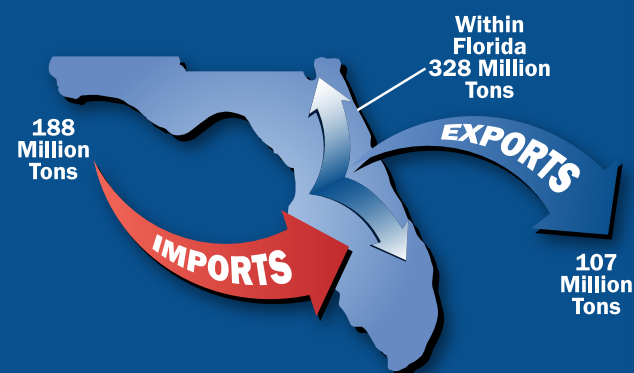
Source: Trade & Logistics Study, Florida Chamber 2009

### Top Business Sector Initiatives for Retention and Promotion

1. Clean Energy
2. Information Technology
3. Life Sciences
4. Aviation/ Aerospace
5. Homeland Security/ Defense
6. Financial/ Professional Services

Source: Florida Chamber of Commerce

### TOTAL FREIGHT FLOWS



Source: Trade & Logistics Study, Florida Chamber 2009

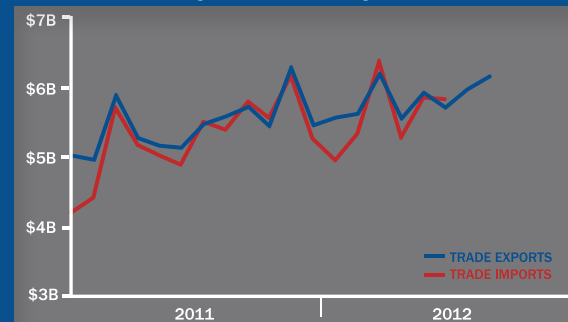
### Top International Trade Partners

The state of Florida is a major international hub accounting for approximately \$149 billion in international trade activity in 2011.

EXPORTS		IMPORTS	
1. Switzerland		1. China	
2. Brazil		2. Mexico	
3. Venezuela		3. Japan	
4. Canada		4. Canada	
5. Colombia		5. Colombia	


Source: Trade & Logistics Study, Florida Chamber 2009

### FLORIDA TRADE ACTIVITY



### Key Transportation and Freight Facilities

STRATEGIC INTERMODAL SYSTEM (SIS) HIGHWAYS		I-95, Florida's Turnpike, SR 60
SIS RAILROADS		FEC
SIS AIRPORTS		Melbourne International Airport
SEAPORTS		Port Canaveral
NON SIS STATE HIGHWAYS		US 1, A1A, SR 510, SR 656
GENERAL AVIATION AIRPORTS		Vero Beach Airport, New Hibiscus Air Park, Sebastian Municipal Airport



### Top Imports

INBOUND FREIGHT	TRUCK TONNAGE
1. Bulk Movement in Boxcars	436,126
2. Nonmetallic Minerals	220,187
3. Clay, Concrete, Glass or Stone	134,044
4. Petroleum or Coal Products	95,496
5. Chemicals or Allied Products	90,320

Source: IHS Global Inc.'s Transearch, 2011

### Top Exports

OUTBOUND FREIGHT	TRUCK TONNAGE
1. Farm Products	476,176
2. Clay, Concrete, Glass or Stone	140,272
3. Nonmetallic Minerals	63,812
4. Chemicals or Allied Products	23,402
5. Lumber or Wood Products	17,408

Source: IHS Global Inc.'s Transearch, 2011



### Top Trading Partners

IMPORTS	TRUCK TONNAGE
Miami-Dade County, FL	199,378
St. Lucie County, FL	170,223
Polk County, FL	126,945
Hillsborough County, FL	90,402
Palm Beach County, FL	83,835

Source: IHS Global Inc.'s Transearch, 2011

### Top Trading Partners

EXPORTS	TRUCK TONNAGE
Miami-Dade County, FL	67,574
Palm Beach County, FL	55,218
St. Lucie County, FL	34,105
Broward County, FL	33,025
Martin County, FL	29,604

Source: IHS Global Inc.'s Transearch, 2011



# Indian River County

## FREIGHT INFRASTRUCTURE

Melbourne International Airport - 35 miles  
Port Canaveral - 56 miles

BREVARD

OSCEOLA

### LEGEND

-  Strategic Intermodal System (SIS) Highways
-  Rail Lines
-  Other State Highways
- Piper**  Largest Employers by Number of Employees
-  Freight Distribution Centers
-  Airports - General Aviation
-  Nearby Key Transportation Facilities (Mileage from County Seat)

FELLSMERE

Sebastian Municipal Airport  
**SEBASTIAN**

Sebastian River Medical Center

ORCHID

John's Island Club

VERO BEACH

Indian River Medical Center

Piper Aircraft **Piper**

Vero Beach Municipal Airport

New Hibiscus Airpark

Publix **Publix**

OKEECHOBEE

ST. LUCIE

