



136 S. Bronough Street
Tallahassee, Florida 32301



800 N. Magnolia Avenue, Suite 1100
Orlando, Florida 32803
(407) 956-5600



1580 Waldo Palmer Lane, Suite 1
Tallahassee, Florida 32308
(850) 921-1119



A message from Governor
Scott on the future of
Florida's Freight and Trade

BREVARD COUNTY FREIGHT & LOGISTICS OVERVIEW

FLORIDA DEPARTMENT OF TRANSPORTATION


FDOT CONTACTS

Ananth Prasad, P.E.
Secretary of Transportation
Phone (850) 414-5205
Ananth.Prasad@dot.state.fl.us

Juan Flores
Administrator, Freight Logistics &
Passenger Operations
Phone (850) 414-5245
Juan.Flores@dot.state.fl.us

Richard Biter
Assistant Secretary for Intermodal
Systems Development
Phone (850) 414-5235
Richard.Biter@dot.state.fl.us

Noranne Downs, P.E.
District 5, Secretary
Phone (386) 943-5474
Noranne.Downs@dot.state.fl.us



Federal Legislative Contacts

United States Senate
Bill Nelson
Phone (202) 224-5274

United States Senate
Marco Rubio
Phone (202) 224-3041

US House of Representatives
District 8, Bill Posey
Phone (202) 225-3671

State Legislative Contacts:

Florida Senate
District 13, Andy Gardiner
Phone (850) 487-5013


Florida Senate
District 16, Thad Altman
Phone (850) 487-5016

Florida House of Representatives
District 50, Tom Goodson
Phone (850) 717-5050

Florida House of Representatives
District 51, Steve Crisafulli
Phone (850) 717-5051

Florida House of Representatives
District 52, Ritch Workman
Phone (850) 717-5052

Florida House of Representatives
District 53, John Tobia
Phone (850) 717-5053



FDOT MISSION:

THE DEPARTMENT WILL PROVIDE A SAFE TRANSPORTATION SYSTEM THAT ENSURES THE MOBILITY OF PEOPLE AND GOODS, ENHANCES ECONOMIC PROSPERITY AND PRESERVES THE QUALITY OF OUR ENVIRONMENT AND COMMUNITIES.



In recognition of the significant role that freight mobility plays as an economic driver for the state, an Office of Freight, Logistics and Passenger Operations has been created at FDOT. This office has been tasked with meeting the requirements of legislation in Florida House Bill 599, as well as meeting national freight guidance offered in H.R. 4348, the Moving Ahead for Progress in the 21st Century Act (MAP-21).

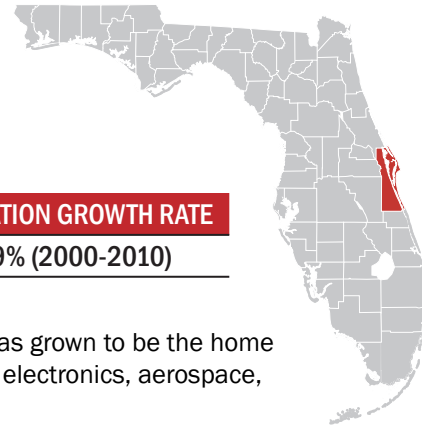
HB599 requires FDOT to lead the development of a plan to "enhance the integration and connectivity of the transportation system across and between transportation modes throughout the state." For this reason, Florida is already on schedule to meet MAP-21 guidelines and has become a leader in freight issues through its ongoing work in developing a Freight Mobility and Trade Plan. For more information, please see www.freightmovesflorida.com.



January 2013

Brevard County

FREIGHT & LOGISTICS OVERVIEW



COUNTY SEAT	LARGEST CITY	AREA	POPULATION	POPULATION GROWTH RATE
Titusville, FL	Palm Bay, FL	1,556 square miles	543,376	29.9% (2000-2010)

Primary Economic Development Contact: <http://www.brevardcounty.us/>

- Known as Florida's Space Coast, Brevard County is the birthplace of space exploration and has grown to be the home of several rapidly expanding industries. Our economy features cutting edge communications, electronics, aerospace, advanced security, and emerging technologies.
- Florida's Space Coast boasts 48 engineers per 1,000 workers; more than any other Florida metro area, or even any of the 25 most populated metros in the country. They also have the most concentrated high-tech economy in the state of Florida and the 16th most concentrated in the nation.



Top 5 Growing Industries

INDUSTRY	NET JOB CREATION
1. Retail Trade	1,804
2. Transportation and Warehousing	1,026
3. Accommodation and Food Services	872
4. Finance and Insurance	757
5. Professional, Scientific and Technical Services	751

Source: Florida Department of Economic Opportunity, Labor Market Statistics Center, LEHD State of Florida County Reports-Quarterly Workforce Indicators 2010-2011



Largest Industry Sectors by Employment

INDUSTRY SECTORS	% OF WORKFORCE
1. Trade, Transportation, and Utilities	17.6%
2. Education and Health Services	16.7%
3. Professional and Business Services	16.2%

Source: Enterprise Florida



Major Private Sector Employers

EMPLOYER	BUSINESS LINE	NUMBER OF EMPLOYEES
1. Harris Corporation	Communications Equipment Manufacturing	6,700
2. Health First, Inc.	Integrated Healthcare Delivery Systems	6,420
3. United Space Alliance	NASA Space Flight Operations Contractor	5,890
4. Wuesthoff Health System	Integrated Healthcare Delivery Systems	2,430
5. Northrop Grumman Corporation	Aviation Manufacturing	1,640

Source: Enterprise Florida

Florida infrastructure moves 762 million tons of freight traffic annually.

The state highway system sees 195,755 million annual vehicle miles of travel.

Truck travel accounted for approximately 11% of vehicle miles traveled on the SIS in 2010.

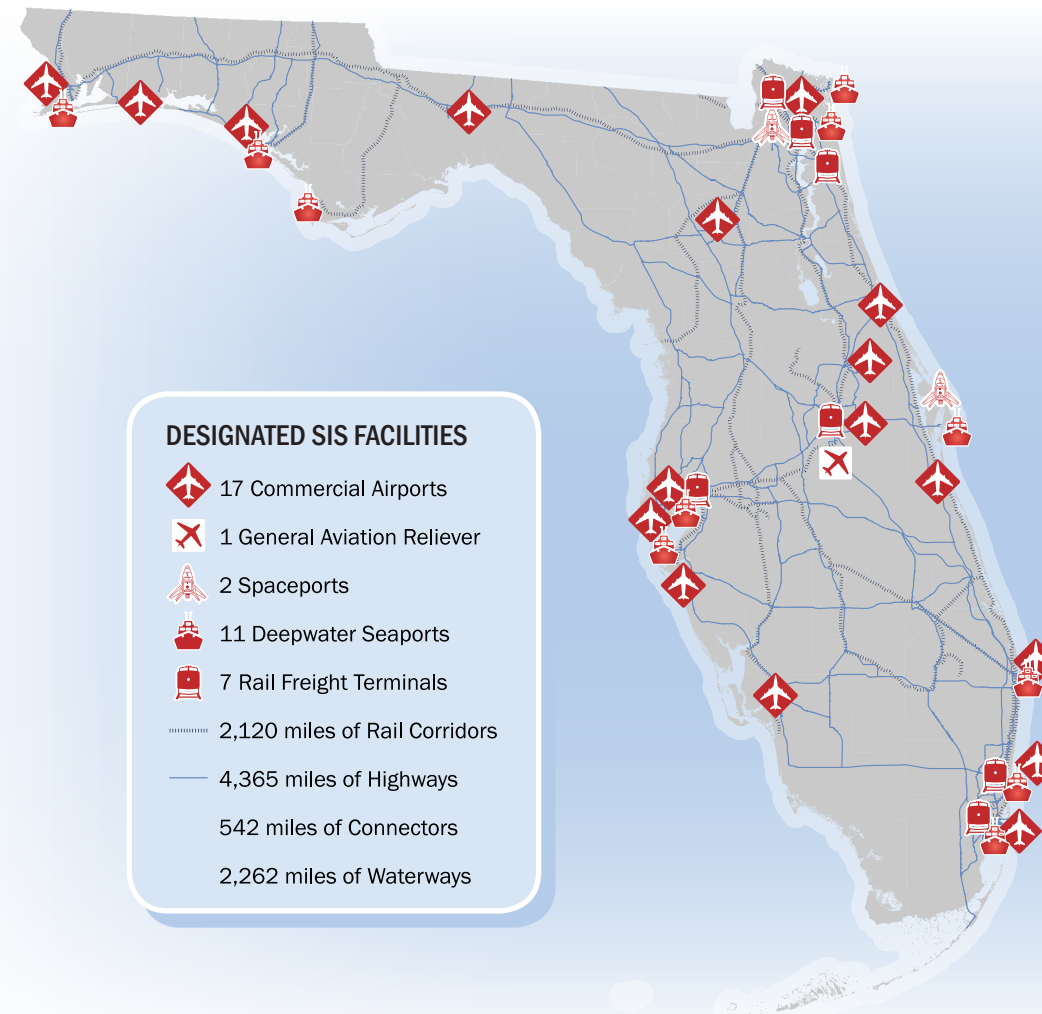
Florida has over 2,700 miles of rail lines, which move over 98 million tons of freight annually.

Florida's Strategic Intermodal System (SIS)

- **Strategic** – Consists of statewide and regionally significant facilities and services
- **Intermodal** – Contains all forms of transportation for moving both people and goods, including linkages for smooth and efficient transfers between modes and major facilities
- **System** – Integrates individual facilities, services, forms of transportation (modes) and linkages into a single, integrated transportation network

The SIS was established to:

- Efficiently serve the mobility needs of Florida's citizens, businesses and visitors
- Help Florida become a worldwide economic leader, enhance economic prosperity and competitiveness, enrich quality of life and reflect responsible environmental stewardship



Florida has 784 aviation facilities, 129 public use, and 19 have commercial service.

The state boasts 2 spaceports and 5 active launch facilities.

Florida's 15 deepwater seaports moved 106.4 million tons of cargo and handled 2.8 million TEU's (20 foot equivalent container unit) in 2010.

Seven of the 15 seaports in Florida carried 12.7 million passengers, 12.1 million of which sailed on multi-day cruises in 2010.

100% of SIS waterborne freight in Florida is on a coastal or international shipping route.

16 Fortune 500 companies have their headquarters in Florida.

Florida

FREIGHT & LOGISTICS OVERVIEW

POPULATION	POPULATION RANK	AREA	AREA RANK	POPULATION GROWTH RATE
18.8 million	4th	53,625 sq. mi.	22nd	17.6% (2000-2010)

Chamber of Commerce website: <http://www.flchamber.org>

Top Employment Sectors

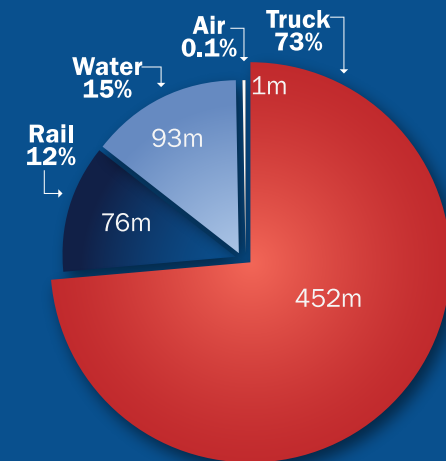
(Nonagricultural Business Groups by Industry)

1. Trade, Transportation, and Utilities
2. Education and Health Services
3. Government Services
4. Professional and Business Services
5. Healthcare and Social Assistance
6. Leisure and Hospitality

Source: Department of Economic Opportunity-Current Employment Statistics (2012)

DOMESTIC AND INTERNATIONAL MODAL MIX

(millions of tons)



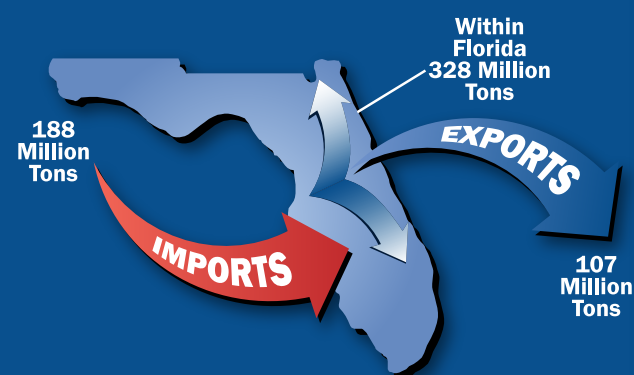
Source: Trade & Logistics Study, Florida Chamber 2009

Top Business Sector Initiatives for Retention and Promotion

1. Clean Energy
2. Information Technology
3. Life Sciences
4. Aviation/ Aerospace
5. Homeland Security/ Defense
6. Financial/ Professional Services

Source: Florida Chamber of Commerce

TOTAL FREIGHT FLOWS



Source: Trade & Logistics Study, Florida Chamber 2009

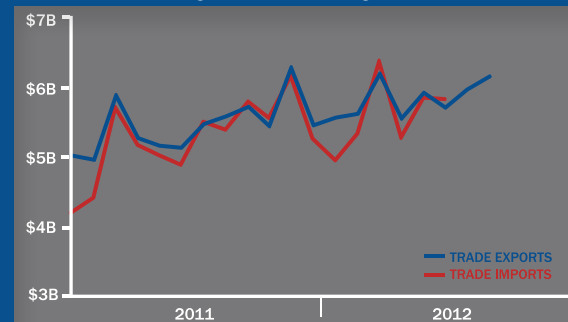
Top International Trade Partners

The state of Florida is a major international hub accounting for approximately \$149 billion in international trade activity in 2011.

EXPORTS		IMPORTS	
1. Switzerland		1. China	
2. Brazil		2. Mexico	
3. Venezuela		3. Japan	
4. Canada		4. Canada	
5. Colombia		5. Colombia	

Source: Trade & Logistics Study, Florida Chamber 2009

FLORIDA TRADE ACTIVITY



Key Transportation and Freight Facilities

STRATEGIC INTERMODAL SYSTEM (SIS) HIGHWAYS		I-95, SR 528
SIS RAILROADS		Florida East Coast Railway
SIS AIRPORTS		Melbourne International Airport
SEAPORTS		Port Canaveral
NON SIS STATE HIGHWAYS		US 1, SR 520, US 192, SR AIA, SR 50
GENERAL AVIATION AIRPORTS		Space Coast Regional Airport, Merritt Island Airport, Valkaria Airport, Arthur Dunn Airpark
SPACEPORTS		Cape Canaveral Spaceport



Top Imports

INBOUND FREIGHT	TRUCK TONNAGE
1. Petroleum or Coal Products	1,586,829
2. Bulk Movement in Boxcars	1,312,187
3. Clay, Concrete, Glass or Stone	591,208
4. Food or Kindred Products	567,375
5. Nonmetallic Minerals	358,757

Source: IHS Global Inc.'s Transearch, 2011

Top Exports

OUTBOUND FREIGHT	TRUCK TONNAGE
1. Petroleum or Coal Products	1,302,453
2. Bulk Movement in Boxcars	957,285
3. Nonmetallic Minerals	563,732
4. Clay, Concrete, Glass or Stone	331,058
5. Waste or Scrap Materials	258,566

Source: IHS Global Inc.'s Transearch, 2011



Top Trading Partners

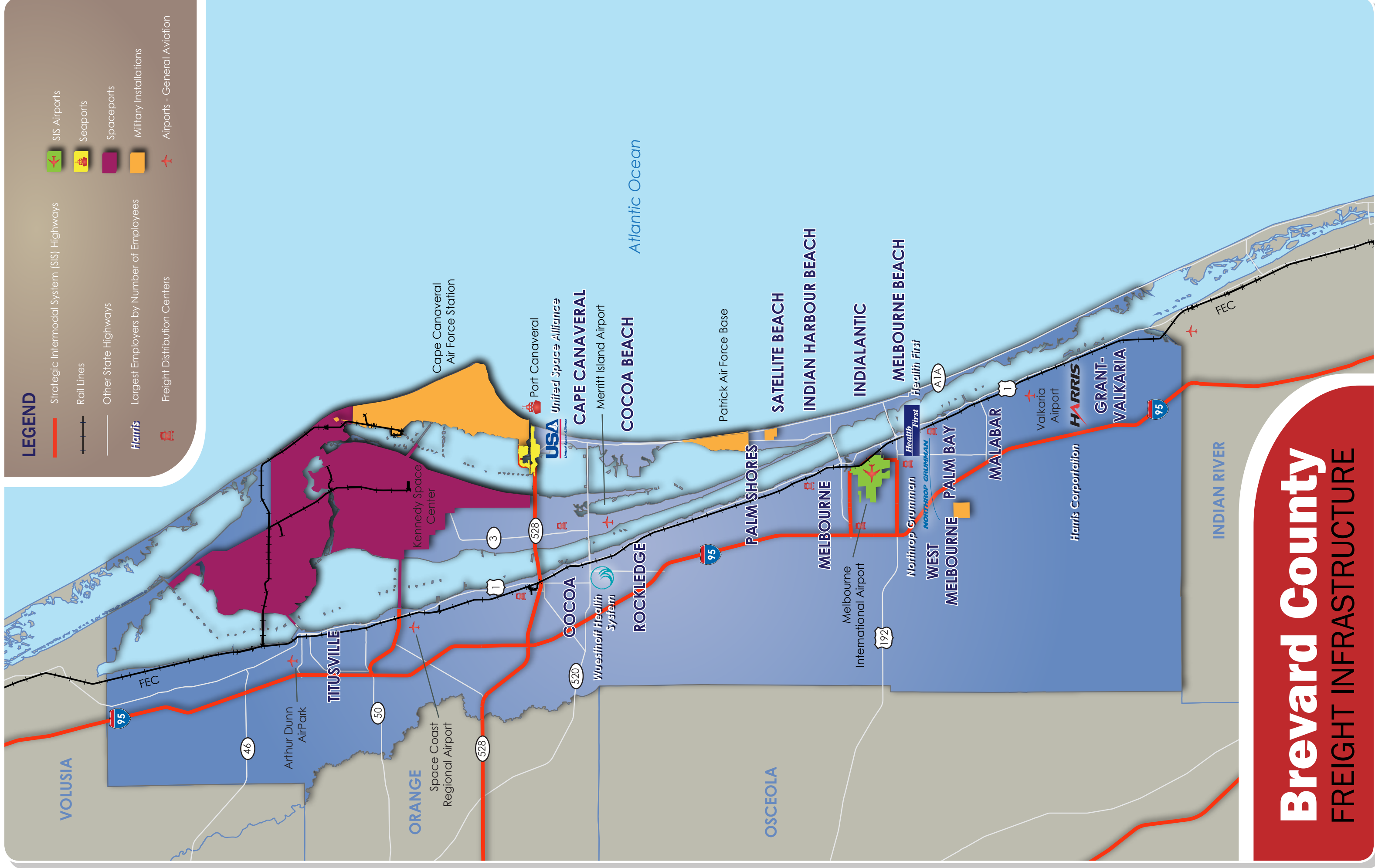
IMPORTS	TRUCK TONNAGE
Miami-Dade County, FL	750,855
Orange County, FL	577,219
Polk County, FL	272,924
Broward County, FL	226,358
Palm Beach County, FL	199,558

Source: IHS Global Inc.'s Transearch, 2011

Top Trading Partners

EXPORTS	TRUCK TONNAGE
Orange County, FL	1,614,989
Miami-Dade County, FL	456,724
Palm Beach County, FL	229,454
Broward County, FL	198,958
Polk County, FL	170,125

Source: IHS Global Inc.'s Transearch, 2011



Brevard County
FREIGHT INFRASTRUCTURE